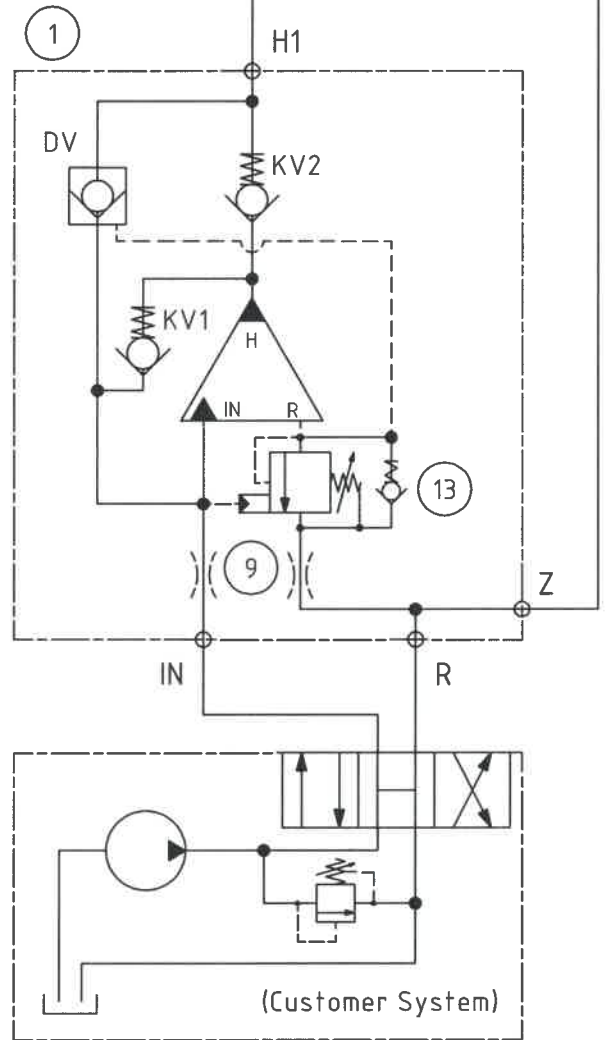
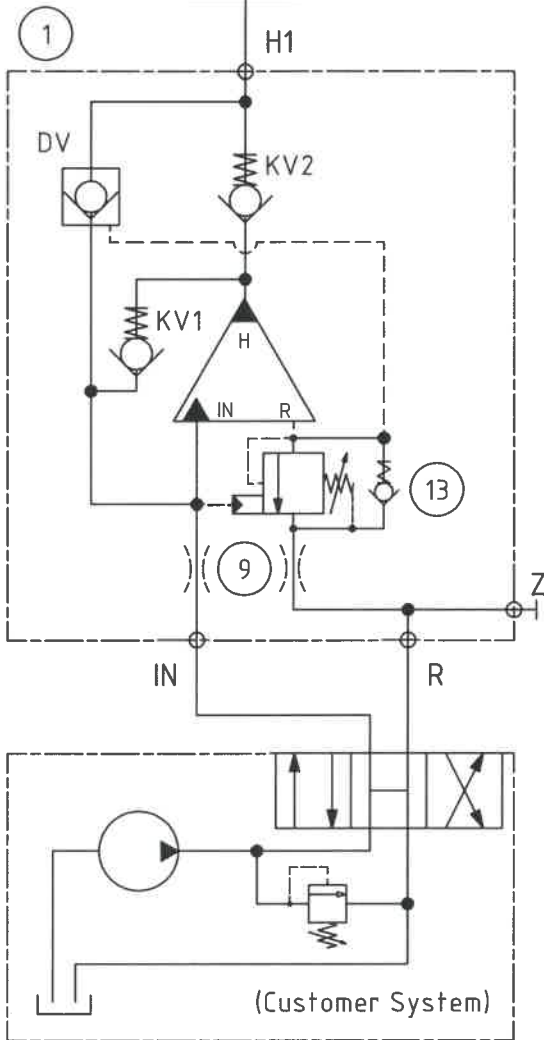
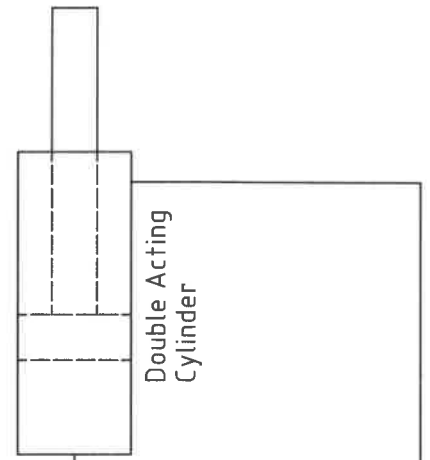


- 1: miniBOOSTER HC_5(W)-_._._._
- 9: Orifice (Optional)
- 13: Counterbalance Valve



A Model is without pilot line to the DV valve

Material		Issue	Material Code No.
Changes Z Connection added to miniBOOSTER		Date 02-08-2022	Name L.H.
			Finish Break all edges
			Hardening depth
			HV
Designer	Peter Wasmer	Scale 1:1	<small>Confidential: Property of miniBOOSTER HYDRAULICS A/S Denmark Not to be handed over to, copied or used by third party.</small>
Approved by		Format A4	
Date	10-05-2021		
		HC45(W) / HC65(W) A & B Models	
		Hydraulic Booster	
		Function Diagram	Drawing No.: 0-421-01